





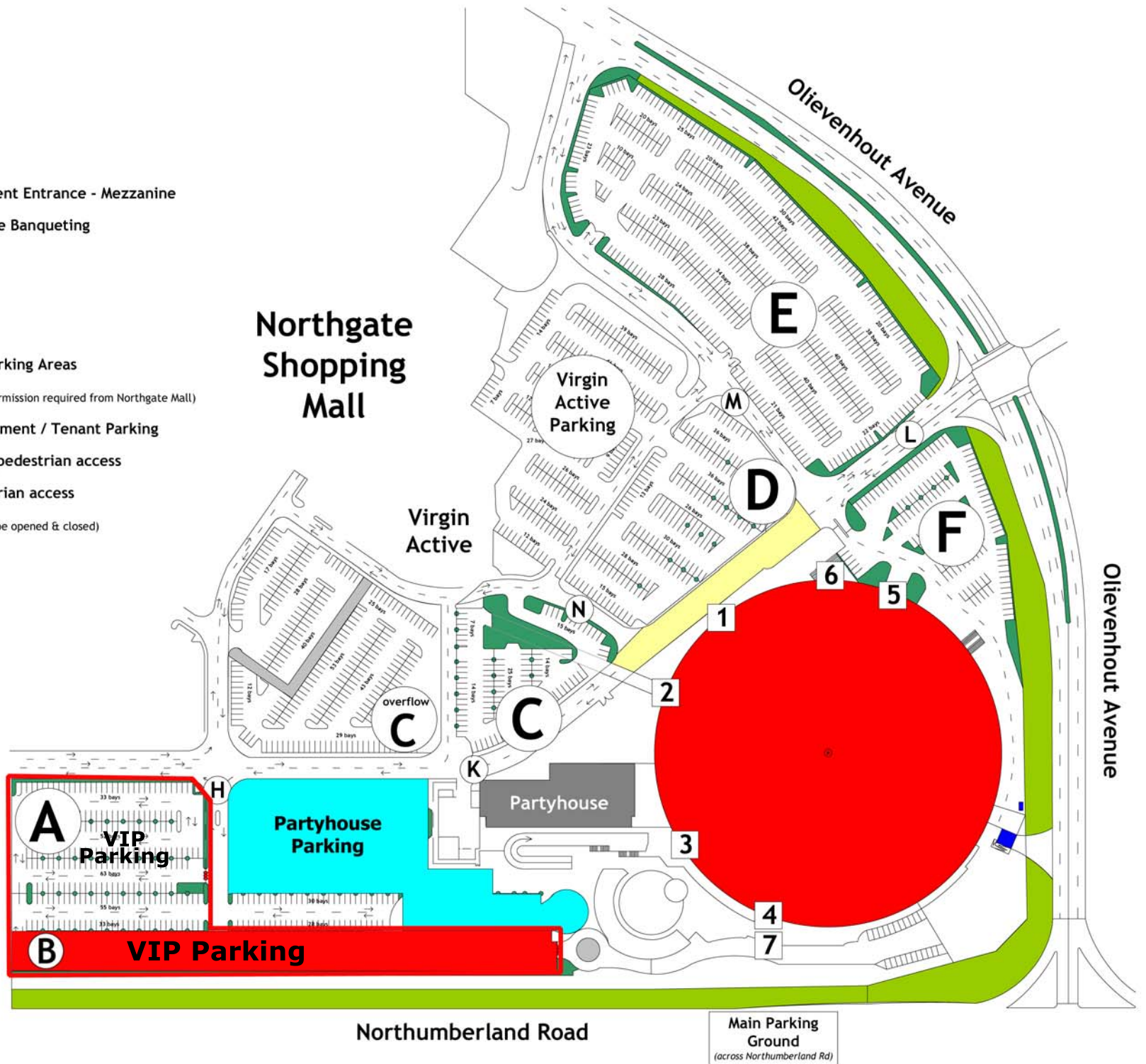
# KEY

## ENTRANCES

- 1 3 4 6** Main Arena Entrances
- 2 7** Mezzanine Level Entrances
- 5** the Coca-Cola dome Management Entrance - Mezzanine
- 4** Main Arena entrance to Dome Banqueting

## PARKING

- shaded **B** Dome Banqueting Parking
- unshaded **B** Partyhouse Parking
- A C D E G** the Coca-Cola dome PAID Parking Areas
- overflow **C** "Overflow" parking from C (permission required from Northgate Mall)
- F** the Coca-Cola dome Management / Tenant Parking
- H** Dome Banqueting vehicle & pedestrian access
- J** Partyhouse vehicle & pedestrian access
- K L M N** Access control gates (which can be opened & closed)
-  Disabled bays at point D & E
-  Boom gates
- No. of bays per area
- A** =  = 400 bays — **VIP Only**
- B** =  = 400 bays — **VIP Only**
- C** = 103 bays
- C** = 293 bays
- D** = 184 bays
- E** = 500 bays



Northumberland Road

Main Parking Ground  
(across Northumberland Rd)